



Product Overview 2019/2020



Contents

LED-COMPONENTS

System overview LED components	6
RGBW, individually controlled	
LED-Strips D	8
LED-Tiles D	11
RGB, individually controlled	
LED-Strips C	14
LED-Tiles C	17
C-Dots	19
Intelligence C20	19
RGB, group controlled	
LED-Strips B	22
LED-Tiles B	25
Tunable White, group controlled	
LED-Strips T	27
Monochrome, individually controlled	
LED-Strips M	28
Lenses for LED-Strips M	32
LED-Tiles M	35
M-Dots	37
Intelligence M60	37
Monochrome, group controlled	
LED-Strips L MK3	40
Lenses for LED-Strips L MK3	44
LED-Tiles L MK3	48
Lenses for LED-Tiles L MK3	52

OUTDOOR LED-SYSTEMS

Custom Outdoor Profile System (COPS)	56
--------------------------------------	----

PROFILES

Cylindrical Profile	61
Profil18	62
Rectangular Profile 24mm	64
Rectangular Profile 80mm	65

CONTROLLER


System overview Controller	88
Video converter	
Pixel-Gate	71
Ethernet controller	
System Power Supply 4E	73
Sys One	75
DPB Pixel-Router Pro	77
DPB Pixel-Router	78
Outdoor Pixel-Router	79
Power Supplies	83
DMX controller	
Long Distance Controller	85
DMX converter	
Big Intelli XLR	86
LED-Intelligence	87
Intelligence M60	89
Simple controller (Standalone)	
DMX-Player	90
Big Intelli Monochrome	91
Big Intelli RGB	91
Ethernet DMX converter	
DMX Pixel-Router	93
DMX-Recorder	95

ACCESSORIES


Mounting	
PCB Holder	97
Cabling	
PCB cables	98
PCB cables black	99
Accessories for PCB cables	101
Multicore system for Long Distance Controller	102
Adapter board for System Power Supplies	103
XLR-4pin power data cable	104
XLR-6pin RGB cable	105
Cable for Outdoor LED-Profiles	108
Accessories for Intelligence M60	109

SOFTWARE

PixelPatch	111
QuickTicker	112
NetworkPlayer	113
QuickColour	115



LED- Components



LED Components System Overview

The LED components are the heart of Schnick-Schnack-Systems. Over the years, a system has been created to solve a wide variety of tasks. With LEDs, it's possible to make rooms come aesthetically tangible, generate light, convey information or a combination of all these possibilities.

The existing modules cover a large part of the requirements and can be customized according to the size of the project.

White/Monochrome

Monochrome or white LED products are manufactured in the required light colour. A dynamic change in the light colour is not envisaged here.

Tunable White

White tones are especially important for people. That's why with Tunable White products white light colour temperature can be adjusted accordingly. The T-Series generates white light from daylight to artificial light to candle light.

individually controlled

SERIES M



group controlled

SERIES L



SERIES T



Here you'll find an overview of the different product series. Basically, we distinguish the modules by the type of control. If each LED is individually controlled many effects can be created but it is often more economical to pool the LEDs in groups. The systems are sorted according to light colours or colour spaces.

RGB

RGB systems offer even more colours because the mixture of red, green and blue light allows for a larger colour space to be covered.

RGBW

In addition, when illumination is required, the colour rendering can be improved significantly if warm white LEDs are added to the RGB LEDs. This is then known as RGBW.


SERIES C



SERIES D



SERIES B



LED-Strips D

RGBW stands for red, green, blue and white. This can be used to mix colours. White can also be created and in all tones – from daylight to artificial light to candle light. All this in an extremely high precision of about 2.5 MacAdam ellipses and with excellent colour rendering properties.

A colour system with a fourth LED is over-determined, as the mathematician would say. That's because upon first glance at a colour chart, the fourth LED does not appear to bring any advantages since almost the exact same colours can be controlled with an RGB value as with the four channels RGB and W. For the content creator, the fourth channel is actually more of a problem because software for generating video content only recognizes the three RGB channels.

So why the fourth channel?

From the lighting technology perspective, the world is a bit different: It doesn't matter if it's about the skin tone of people, the colours of textiles, food or high quality surfaces, the spectral composition of light is the determining factor. Simply put: In RGB LED light, the spectrum in the yellow tone range has a huge gap. If you illuminate a body colour with such a poor spectrum the result is unsatisfactory.

The solution for both problems now exists following quite extensive development:

The Schnick-Schnack-Systems D-Series. Nowadays, processor technology is quite inexpensive so Schnick-Schnack-Systems engineers have programmed a lot of colour algorithms into the processor on the LED board. As part of the manufacturing process, all technical lighting data of each single LED is recorded and written into the memory of the LED board. If the system receives an RGB value from a video source, the colour algorithms are used to take the target colour location in RGB and generate it via the four LED channels so that the spectrum is as complete as possible. The result reflects the simplicity of controlling an RGB system but at the same time produces white tones in exceptional lighting quality with colour rendering values (CRI-Ra) in the range of 90.


The other features have been adopted and improved by the C-Series as a flagship product. Please read the technical description of the LED-Strips C on page 14.

D-Strips are required when it's about working with premium quality colour characteristic materials.

Illuminating wood tones with RGB will not bring about a nice effect. That's because the characteristics that make wood what it is are not found in the RGB spectrum. In this case, the D25-250 deliver the necessary features. On the other hand, it is not appealing, nor recommended to use pixel optics, i.e. a lighting effect where the viewer is looking directly into the LED that has a combination of warm white and RGB LED. Here, a C-Strip is better.

In addition, D-Strips are always needed when so much light is emitted that it falls on objects such as a backlit multimedia effect light ceiling or the cyclorama of a TV studio. Or if the illuminated object has body colour, such as the wood example mentioned above.

NEW



- Premium quality LEDs
- Outstanding colour rendering even with media playing
- Individual colour calibration of the mounted LEDs
- Subsequent calibration possible
- White values adaptable to location
- Colour adaptation selectable between colour metric sRGB and maximum colour space
- Easy RGB- or RGBW controlling
- Camera-friendly (46kHz Refresh rate, non-multiplex)
- Dimming range 0.1% - 100%
- Controllable in 8 Bit and 16 Bit per colour
- Controllable via Art-Net, DMX and DVI



	LED-Pitch	Length	Power (I _{max})	Channels	Item number
LED-Strip D25-250	25mm	250mm	0,25A	40	106.0003
LED-Strip D100-500	100mm	500mm	0,18A	20	106.0001
LLED-Strip D100-1000	100mm	1000mm	0,36A	40	106.0002



If you would like to know more about the LED-Strips D:



User guides, brochures and additional information can be found here.




Air France Lounge, Terminal 2E Flughafen Charles de Gaulle

LED-Tiles D

NEW

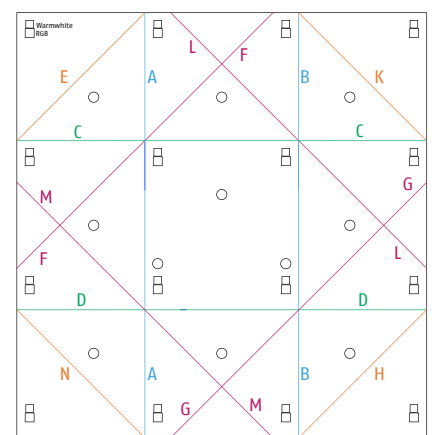


Please find the technical details of the D-Series in the introduction to the D-Strips. With the D-Tiles there is a very simple application area and that is the multi-media illuminated ceiling. Of course, artificial windows on walls, too. D-Tiles are always required when surfaces give off so much light that it falls on objects.



- Premium quality LEDs
- Outstanding colour rendering even with media playing
- Individual colour calibration of the mounted LEDs
- Subsequent calibration possible
- White values adaptable to location
- Colour adaptation selectable between colour metric sRGB and maximum colour space
- Easy RGB- or RGBW controlling
- Camera-friendly (46kHz Refresh rate, non-multiplex)
- Dimming range 0.1% - 100%
- Controllable in 8 Bit and 16 Bit per colour
- Controllable via Art-Net, DMX and DVI

	LED-Pitch	Backlighted surface ¹	Power (I _{max})	Channels	Item number
LED-Tile D50-4-4	50mm	200mm × 200mm	0,4A	64	116.5026
LED-Tile D50 Shape	50mm	minimum 50mm × 50mm	0,4A	64	116.5028

1) Area required to create a homogenous illumination for backlighting.
The actual tile dimensions can be found in the corresponding product sheet.



The board can be ordered cut along the lines

If you would like to know more about the LED-Tile D:



User guides, brochures and additional information can be found here.





LED-Strips C

RGB stands for red, green and blue. Mixed together, you'll get white light. The C-Series is the flagship among the RGB-LED systems. It reflects the expertise of a company that has been producing RGB system for discerning customers for more than 14 years.

The third-generation products are very precise and hit an accuracy of about 2.5 MacAdam ellipses in the white colour points. The dimming curve spans four decades (13 panels / f-stops) so therefore in addition to the precise control over the colour mixing, it allows a brightness adjustment without any shift in colour. The system provides perfect timing, synchronized LED outputs and can be controlled with up to 1000 fps. At 46kHz, the internal refresh rate is the industry leader and is even above the perception threshold for state-of-the-art rolling shutter studio cameras. Built-in feedback functionality offers the technician, locally or remote, information about all important parameters and makes it possible to find errors before they become visible.



- Outstanding colour quality due to individual calibration
- Generation-3 compatible
- Auto addressing via Smart Link Technology
- Camera-friendly (46kHz Refresh rate, non-multiplex)
- Controllable via Art-Net, DMX and DVI
- Dimming range 0.1% - 100%
- 3 x 16 Bit (65535 brightness levels) internal controlling



1



2



3







4

LED-Strips with 25mm pitch are the standard in event technology and in TV. They light up vaults, backlight show stairs and lighting channels or create ambience lighting behind and underneath decorative elements. The newer, 12.5mm pitch is gaining ground here and is used primarily with small mounting depths for homogeneous illumination as well as in slim, sleek profiles.

55mm is less common and is mostly used in darkened rooms or for pixel effects.

100mm is mainly used for flat studio backlighting behind foil. Ten strips of C100-1000 are needed to backlight one square meter.

	LED-Pitch	Length	Power (I _{max})	Channels	Item number
LED-Strip C12-250 MK2.6 	12,5mm	250mm	0,35A	60	102.1225
LED-Strip C25-250 MK2.6 	25mm	250mm	0,25A	30	102.2526
LED-Strip C50-250 MK2.6 	50mm	250mm	0,125A	15	102.5025
LED-Strip C50-500 MK2.6	50mm	500mm	0,25A	30	102.5050
LED-Strip C100-500 MK2.6 	100mm	500mm	0,15A	15	102.0027
LED-Strip C100-1000 MK2.6	100mm	1000mm	0,3A	30	102.0028
LED-Strip C-Custom	on demand	on demand	Minimum order quantity of 500 pieces		

If you would like to know more about the LED-Strips C:



User guides, brochures and additional information can be found here.



Video Smart Link Technology



Entrance area of the office of EVRY Sweden, Stockholm

LED-Tiles C

The LED C-Tiles use the same technology as the LED C-Strips. You can find the technical descriptions at the beginning of the C-Strips section. What should be added is that, contrary to the competition, we do without multiplexing for the C Tiles in order to achieve stable camera images without external synchronization. Flicker-free camera images are mandatory in the studio in any case, but in the age of social media they are becoming increasingly important in other areas, too.

LED C-Tiles are used both as low-res displays as well as for flat backlighting at shallow mounting depths. In the past, it used to be the 50mm pitch, which already enabled high levels of backlighting but in the meantime 25mm has become standard. Light bands with a resolution of 12.5mm can be realized if the viewing distance is small and the mounting depth is low.

The Tile C25 Cut offers a special feature. Here, each individual LED can be detached from the tile to enable greater design freedom at the edge of the area.

- Outstanding colour quality due to individual calibration
- Generation-3 compatible
- Auto addressing via Smart Link Technology
- Camera-friendly (46kHz Refresh rate, non-multiplex)
- Controllable via Art-Net, DMX and DVI
- Dimming range 0.1% - 100%
- 3 x 16 Bit (65535 brightness levels) internal controlling



	LED-Pitch	Backlighted surface ¹	Power (I _{max})	Channels	Item number
LED-Tile C12 (-16/-8) MK2.6 1	12,5mm	200mm × 100mm	0,5A	384	112.1208
LED-Tile C25 MK2.6	25mm	200mm × 200mm	0,6A	192	112.2526
LED-Tile C25 Cut ² 2	25mm	maximum 200mm × 200mm		3 per pixel	112.2527
LED-Tile C50 MK2.6 3	50mm	200mm × 200mm	0,36A	48	112.5026
LED-Tile C-Custom	on demand	on demand	Minimum order quantity of 500 pieces		


- 1) Areas required to create a homogeneous illumination for backlighting. The actual tile dimensions can be found in the corresponding product sheet.
- 2) Can only be used in conjunction with an Intelligence C20.



1



2



3

If you would like to know more about the LED-Tile C:



User guides, brochures and additional information can be found here.



DIE BIENE UND DE

symbolisch und thematisch...
 die Biene...
 die Biene...
 die Biene...
 die Biene...

THE BEE AND THE

The Bee and the...
 the Bee...
 the Bee...
 the Bee...

SYMBOLIC WORLDS

Symbolic worlds...
 Symbolic worlds...
 Symbolic worlds...
 Symbolic worlds...

SYMBOLWELTEN

Symbolwelten...
 Symbolwelten...
 Symbolwelten...
 Symbolwelten...

»What's money?
 A man is a success
 if he gets up in
 the morning and goes
 to bed at night and
 in between does what
 he wants to do.«
 1911 (1911)
 1911



FLIP

Erste Financial
 Life Park

ZUNDER


EUR

GBP

C-Dot and Intelligence C20

Please find the technical details for the C-Series in the introduction to the C-Strips.

Schnick-Schnack-Systems heads into a new direction with the C-Dots and the related control boards. RGB dots are often manufactured with through-hole LEDs. Furthermore, most RGB dots on the market are not calibrated. As a result, their mixed colours are not homogeneous. This is not the case with C-Dots. The same highly-selected RGB LEDs are used as with the customary C-Series. And for Schnick-Schnack-Systems they will of course be calibrated. Each SMD-RGB LED is soldered on a PCB together with a memory for the calibration and a connector. The result is excellent colour quality with maximum design freedom. Depending on the installation conditions, the dots are either cabled from the side or from the back. Up to 20 of these dots are individually connected to the controller with the Intelligence C20 and are then controlled with DMX or DPB.




- Each Dot is individually colour calibrated
- Create large-scale installations (for example, ceilings) at an excellent price-performance ratio
- Intelligence C20 Generation 3 compatible
- Camera-friendly (24kHz Refresh rate, non-multiplex)
- Dimming range 0.1% - 100%
- Controllable via Art-Net, DMX and DVI

	Channels	Item number
C-Dot connector output at 90° 1	3	122.0090
C-Dot Square 2	3	122.0101


	Power (auxiliary power)	Channels	Item number
Intelligence C20 (board) 3	0,4A (0,1A auxiliary power + 60 Channels × 5mA @ 24V)	60	203.2010



1



2



3


If you would like to know more about the C-Dot and Intelligence C20:



User guides, brochures and additional information can be found here.







- Group Controlled
- 16.7 million colours
- White bin sorting
- Integrated switching regulator to balance out voltage differences due to varying cable lengths
- Optimum RGB colour mixing (no coloured shadows)
- Camera-friendly dimmable



1



2




3

LED-Strips B

RGB stands for red, green and blue. Mixed together, you'll get white. How well that works depends on the quality of the system. The B-Series is the work horse among the RGB LED systems. Three features characterise these solid quality products: The LEDs are sorted according to white bin. Integrated active switching regulator ensures homogeneous brightness and consistent colours, independent of cable length. To balance out the differences in batches, Schnick-Schnack-Systems readjusts the LED currents for every batch.

With more than 250000 sold units, the LED-Strip B25-250 is probably the most successful LED product in event technology. It is the standard for TV decorations and has been used in many studios for more than 10 years. The LED strip B12 is also very successful and is always used when more light or a shorter illumination distance is required. The cheaper version with 50mm pitch is used when brightness can be disregarded and there is enough distance to the diffuser.



	LED-Pitch	Length	Power (I_{max})	Channels	Item number
LED-Strip B12-125 S ² MK2 1	12,5mm	125mm	0,13A	0/3 ¹	101.0050
LED-Strip B12-250 S ² MK2	12,5mm	250mm	0,26A	0/3 ¹	101.0025
LED-Strip B25-125 S ²	25mm	125mm	0,08A	0/3 ¹	101.0032
LED-Strip B25-250 S ² 2	25mm	250mm	0,13A	0/3 ¹	101.0012
LED-Strip B50-500 S ²	50mm	500mm	0,18A	0/3 ¹	101.0053
LED-Strip B50-450 S ²	50mm	450mm	0,18A	0/3 ¹	101.0056
LED-Strip B50-400 S ²	50mm	400mm	0,18A	0/3 ¹	101.0059
LED-Strip B50-250 S ²	50mm	250mm	0,09A	0/3 ¹	101.0062
LED-Strip B50-200 S ² MK2 3	50mm	200mm	0,09A	0/3 ¹	101.0065
LED-Strip B-Custom	on demand	on demand	Minimum order quantity of 1000 pieces		

1) The product can be controlled individually or in groups with an Intelligence.

2) Connector version. The products are also available as solder versions.

If you would like to know more about the LED-Strips B:



User guides, brochures and additional information can be found here.




DIE QUIZ SHOW



LED-Tiles B

RGB stands for red, green and blue. Mixed together, you'll get white. How well that works depends on the quality of the system. The B-Series is the work horse among the RGB LED systems. Three features characterise these solid quality products: The LEDs are sorted according to white bin. Integrated active switching regulators ensure homogeneous brightness and consistent colours, independent of cable length. To balance out the differences in batches, Schnick-Schnack-Systems readjusts the LED currents for every batch.




- Group Controlled
- 16.7 million colours
- White bin sorting
- Optimum RGB colour mixing (no coloured shadows)
- Camera-friendly dimmable
- Auto addressing via Smart Link Technology

	LED-Pitch	Backlighted surface ¹	Power (I _{max})	Channels	Item number
LED-Tile B33	33mm	100mm × 100mm	0,17A	3	111.0011
LED-Tile B50	50mm	200mm × 200mm	0,3A	3	111.0012
LED-Tile B-Custom	on demand	on demand	Minimum order quantity of 1000 pieces		

1) Area required to create a homogenous illumination for backlighting.

The actual tile dimensions can be found in the corresponding product sheet.



The LED Tiles have a built-in SMX converter and can be easily controlled per tile with three DMX channels. The B33 Tile is mostly used as a dot because with its small dimensions and the nine RGB LEDs it is excellent as a small light unit to illuminate spheres, for example.

The B50 tiles are powerful in backlighting with a low installation depth of approx. 8cm. If there is an adequate distance, the cheaper LED strips are used. However, the tile B50 has the biggest competition from the LED-Tile C50, because with almost identical light it is possible to realize video effects with the tile C.

If you would like to know more about the LED-Tiles B:



User guides, brochures and additional information can be found here.



Peter Pan at the Schauspielhaus Zürich

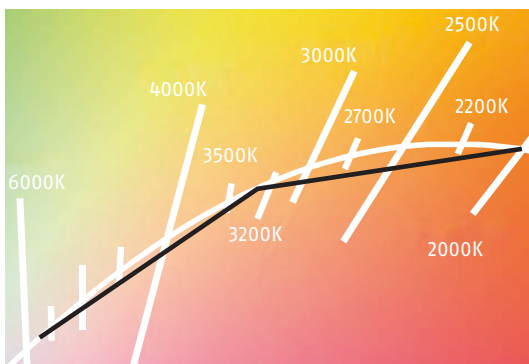
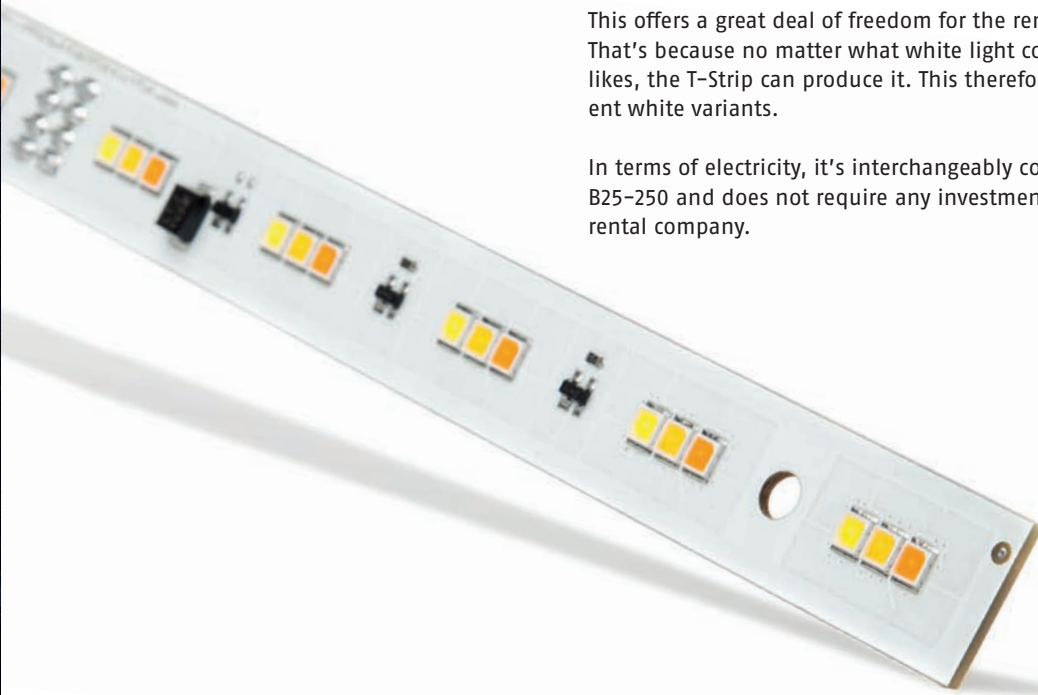
LED-Strips T

NEW

The LED T-Strips address two current trends in lighting technology. The first big trend is "tunable white". These products can take on any light colour between daylight and artificial light. The second trend is called "warm dim". A lightbulb produces artificial light in the range of 2700K. If it's dimmed, the light becomes warmer and shifts towards 2000K. Much to the chagrin of designers, an LED does not shift which is why "warm dim" requires different coloured LEDs. The T-Strip can do both: "tunable white" and "warm dim". Thanks to a third LED, the T-Strip adapts to the plank curve and produces white light from daylight colours, neutral white colours, artificial light colours to candlelight colours.

This offers a great deal of freedom for the rental companies as well as for the installer. That's because no matter what white light colour the customer or the lighting designer likes, the T-Strip can produce it. This therefore eliminates the need to invest in different white variants.

In terms of electricity, it's interchangeably compatible with the successful LED Strips B25-250 and does not require any investment in new controllers on the part of the rental company.



- Variable white tones in the range from 2000K to 6500K
- Newest LED generation with high efficiency
- Good display of Planck's curve thanks to 3 LEDs
- Excellent colour rendering features CRI > 90
- 3-step MacAdam sorting
- Charging management guarantees the same mixed colours across generations
- Compatible with all RGB controllers

	Colour	LED-Pitch	Length	Power (I_{max})	Channels	Item number
LED-Strip T25-250	tunable white	25mm	250mm	0,13A	0/3 ¹⁾	101.2525

1) The product can be controlled individually or in groups with an Intelligence.

If you would like to know more about the LED-Strips T:




User guides, brochures and additional information can be found here.



- Each LED individually controllable
- High colour rendering index: Ra>90, R9>50
- Generation 3 compatible
- Prime sorting due to small bins (3-Step MacAdam)
- Choice of 20 light colours
- Alternative spectrums for lighting specific objects
- Available in 21 different lengths
- Custom arrangement in several colours or equipped with lenses
- Dimming range of 0.01% to 100%
- 16 Bit (65535 brightness levels) internal controlling



	LED-Pitch	Length	Channels	Power (I _{max})	Colour	Item number
LED-Strip M12-250 	12,5mm	250mm	20	0,15A	6500K (R _a >90)	104.0034
					3000K (R _a >90)	104.0016
					3500K (R _a >90)	104.0020
					2000K	104.0006
					2200K	104.0008
					2500K	104.0010
					2700K (R _a >90)	104.0012
					4000K (R _a >90)	104.0024
					4500K (R _a >90)	104.0028
					5000K (R _a >90)	104.0030
					5700K (R _a >90)	104.0032
					2700K AS	104.0014
					3000K AS	104.0018
					3500K AS	104.0022
					4000K AS	104.0026
					Meat	104.0044
					Red	104.0036
					Green	104.0038
					Blue	104.0040
					Amber	104.0042
					Multicoloured	104.0046

LED-Strips M

NEW


White is the most important light color. That's why we've been producing LED products with white LEDs for years. In the meantime, the quality of colour rendering as well as the sorting is so good that LEDs can be used everywhere.

The M12 Strip is nearly identical to the L12 MK3 Strip. It has the same high quality LEDs but with one decisive difference: With the M12, each LED is individually controllable.

The LED M-Strips bring momentum to an installation. From light wave effects to script or graphics (if more strips are arranged beneath each other) then anything is possible. Effects with white light appear sophisticated and subtle, since colour doesn't always fit everywhere. When it comes to illuminating objects with body colours, a great effect can be achieved through a targeted selection of the spectrum. That's why we offer the M-Strips in 20 different light colours or spectrums.

Areas that are not in the centre but still require light can be augmented with the same LED of the L Series Strips as simple luminous strips and therefore remain within budget. Upon request, we offer the strips equipped with lenses. With seven different lenses, you can adjust the light distribution effectively.

Even more options are possible through a customer-specific LED arrangement request. Since each LED is individually controlled anyway, you can also mount different LEDs next to each other and achieve even more creative freedom. Our experienced team is happy to help you further.



	LED-Pitch	Length	Channels	Power (I_{max})	Colour	Item number
LED-Strip M12-500 1	12,5mm	500mm	40	0,3A	6500K ($R_a > 90$)	104.0033
					3000K ($R_a > 90$)	104.0015
					3500K ($R_a > 90$)	104.0019
					2000K	104.0005
					2200K	104.0007
					2500K	104.0009
					2700K ($R_a > 90$)	104.0011
					4000K ($R_a > 90$)	104.0023
					4500K ($R_a > 90$)	104.0027
					5000K ($R_a > 90$)	104.0029
					5700K ($R_a > 90$)	104.0031
					2700K AS	104.0013
					3000K AS	104.0017
					3500K AS	104.0021
					4000K AS	104.0025
					Meat	104.0043
					Red	104.0035
					Green	104.0037
					Blue	104.0039
					Amber	104.0041
Multicoloured	104.0045					



Installation "Play to the gallery"

	Item number
Shorten from 500mm to 262,5mm	104.9981
Shorten from 500mm to 275mm	104.9982
Shorten from 500mm to 287,5mm	104.9983
Shorten from 500mm to 300mm	104.9984
Shorten from 500mm to 312,5mm	104.9985
Shorten from 500mm to 325mm	104.9986
Shorten from 500mm to 337,5mm	104.9987
Shorten from 500mm to 350mm	104.9988
Shorten from 500mm to 362,5mm	104.9989
Shorten from 500mm to 375mm	104.9990
Shorten from 500mm to 387,5mm	104.9991
Shorten from 500mm to 400mm	104.9992
Shorten from 500mm to 412,5mm	104.9993
Shorten from 500mm to 425mm	104.9994
Shorten from 500mm to 437,5mm	104.9995
Shorten from 500mm to 450mm	104.9996
Shorten from 500mm to 462,5mm	104.9997
Shorten from 500mm to 475mm 1	104.9998
Shorten from 500mm to 487,5mm 2	104.9999



1 LED-Strip M12-500



2 by one LED shortened to 487,5mm LED strip



3 by two LEDs shortened to 475mm LED strip



4 LED-Strip M12-250

Lenses for LED-Strips M

NEW



1 Lens spot (approx. 19°)



2 Lens spot frost (approx. 30°)



3 Lenses Medium (approx. 35°)




4 Lenses Wide (approx. 45°)



5 Lenses X-Wide (approx. 50°)



6 Oval Lenses (approx. 40° × 22°)



7 Oval Lenses (approx. 22° × 40°)



	Number of lenses	Item number
Lens spot (approx. 19°) for LED-Strip M12-250 MK3 1	20	720.2202
Lens spot frost (approx. 30°) for LED-Strip M12-250 MK3 2	20	720.2302
Lenses Medium (approx. 35°) for LED-Strip M12-250 MK3 3	20	720.2402
Lenses Wide (approx. 45°) for LED-Strip M12-250 MK3 4	20	720.2502
Lenses X-Wide (approx. 50°) for LED-Strip M12-250 MK3 5	20	720.2602
Oval Lenses (approx. 40° × 22°) for LED-Strip M12-250 MK3 6	20	720.2702
Oval Lenses (approx. 22° × 40°) for LED-Strip M12-250 MK3 7	20	720.2802
Lens spot (approx. 19°) for LED-Strip M12-500 MK3	40	720.2203
Lens spot frost (approx. 30°) for LED-Strip M12-500 MK3	40	720.2303
Lenses Medium (approx. 35°) for LED-Strip M12-500 MK3	40	720.2403
Lenses Wide (approx. 45°) for LED-Strip M12-500 MK3	40	720.2503
Lenses X-Wide (approx. 50°) for LED-Strip M12-500 MK3	40	720.2603
Oval Lenses (approx. 40° × 22°) for LED-Strip M12-500 MK3	40	720.2703
Oval Lenses (approx. 22° × 40°) for LED-Strip M12-500 MK3	40	720.2803

The lenses are firmly mounted to the boards and the assembly is included in the price.
Boards with lenses cannot be used together with board holders.

If you would like to know more about the LED-Strips M:



User guides, brochures and additional information can be found here.



LED-Tiles M

Monochromatic displays have their own aesthetic. For this purpose, we offer the M Tile. The white LEDs come from the illumination sector and have a good colour rendering of $R_a > 80$ for displays. Here, we use the same electronics as with the C-Series and do away with multiplexing. The dimming curve starts at 0.1% and therefore provides a high dynamic of four decades (13 panels/f- stops) The refresh rate amounts to 46kHz and is even above the perception threshold for state-of-the-art rolling shutter studio cameras.

These LED tiles can be used to product very high quality displays. The combination of M-Tiles with quality materials such as Corian® is also popular. In this case, the display appears only when it is used and otherwise disappears completely. Please rely on our experienced consultants for help.





- Each LED individually controllable
- High LED-selection
- ANSI-binning
- Auto-addressing via Smart Link Technology
- Generation 3 compatible
- Automatic switching between DMX and DPB protocol
- Camera-friendly (46kHz Refresh rate, non-multiplex)
- 16 Bit (65535 brightness levels) internal controlling

	LED-Pitch	Backlighted surface ¹	Power (I_{max})	Channels	Colour ²	Item number
LED-Tile M6 MK2.6	6,25mm	200mm × 50mm	0,5A	256	6500K	114.6563
LED-Tile M12 MK2.6	12,5mm	200mm × 100mm	0,5A	128	6500K	114.6553
LED-Tile M-Custom	on demand	on demand	Minimum order quantity of 1000 pieces			

1) Area required to create a homogeneous illumination for backlighting.

The actual tile dimensions can be found in the corresponding product sheet.

2) The following colours can be delivered upon request: 2700K, 3000K, 3500K, 4000K, 5000K, 5700K, red, green, blue and amber.



If you would like to know more about the LED-Tiles M:



User guides, brochures and additional information can be found here.



NEW

M-Dot MK2 and Intelligence M60 MK2.6

Starlit skies used to be achieved with fibre optics. Today, LEDs can do the job and each dot can be individually controlled. With M-Dots, you can create any shape or contour...your creativity has no limits.

M-Dots come in strands of 10 LEDs with joint plugs. The strands consist of 20-pin flat ribbon cable and can be pulled apart easily. The first LED on the cable is marked in red. The LEDs are available in cold white as well as warm white. Six such strands can be connected to an Intelligence M60 and are controllable with DMX or DPB. This Intelligence takes on the voltage control of the LED and their dimming as well. The dim curve here also starts at 0.01% and the refresh rate amounts to 46 kHz.

- Monochromatic
- Beam angle: 145°
- Each LED individually controllable
- Single LEDs can be freely arranged
- Intelligence M60 Generation 3 compatible



	Power (I_{max})	Length	Channels	Connection	Colour	Item number
M-Dot MK2 10-fold	10 × 0,05A	1m	10	PCB Connector	Warmweiß	121.0011
					Kaltweiß	121.0012

	Power (auxiliary power)	Connection	Item number
Intelligence M60 MK2.6 in case (60 × 50mA) ¹	0,85A (0,1A auxiliary power + 60 channels × 12,5mA @ 24V)	PCB Connector, Pin header	203.6050

1) Additional information about Intelligence M60 can be found on page 89.



If you would like to know more about the M-Dot MK2 and the Intelligence M60 MK2.6:



User guides, brochures and additional information can be found here.



Exhibition "Universe of Particles" at CERN, Geneva



DATA
CENTRE

Data Deluge




LED-Strips L MK3

NEW

The third generation of the monochrome LED series reflects current developments in LED technology and offers a wide variety of possibilities. It offers 20 different light colours, or spectrums. The white products in the classic light colours (2700K-6500K) are very good in colour rendering (CRI Ra>90) and offer high proportion of red light in the spectrum (R9>50). The LEDs have a very good sorting of <3-Step MacAdam ellipses (SDCM) and are operated on the board with active switching regulators. LEDs labelled AS (Alternate Spectrum) provide a different spectral composition of white light and are designed for special applications.

Upon request, we equip the new L-Series with lenses. With seven different lenses, light distribution can be adjusted effectively.



- Optional dimming in groups
- Newest LED generation with high efficiency
- Very good colour rendering: Ra>90, R9>50
- Prime sorting due to small bins (3-Step MacAdam)
- Choice of 20 light colours
- Alternative spectrums for lighting specific objects
- Available in 16 different lengths
- Custom arrangement in two colours or equipped with lenses
- Camera-friendly dimmable
- Reasonably priced
- Integrated switching regulator

CRI
90+



1 LED-Strips L12-125



2 LED-Strips L12-250



3 LED-Strips L12-500


- 1) The product can be controlled individually or in groups with an Intelligence.
- 2) Connector version. The products are also available as plug-free versions.

The strips are available in three different standard lengths but can be shortened by Schnick-Schnack-Systems resulting in a total of 16 different lengths.

As a special feature, the strips can be alternately equipped with two different light colours. Our experienced team will be happy to help you here.


What's more, with the M12 Strip we offer an identical product to the L 12 MK3 Strip with the same high-quality LEDs, but with one decisive difference: With the M12, each LED is individually controllable. This allows both strips to be operated together in one installation if both functions are needed.

	LED-Pitch	Length	Power (I_{max})	Channels	Colour	Item number
LED-Strip L12-125 MK3 S ² ■	12,5mm	125mm	0,075A	0/1 ¹	2000K	103.8201
					2200K	103.8301
					3000K ($R_g > 90$)	103.8601
					3500K ($R_g > 90$)	103.8701
					6500K ($R_g > 90$)	103.9201
					2500K	103.8401
					2700K ($R_g > 90$)	103.8501
					4000K ($R_g > 90$)	103.8801
					4500K ($R_g > 90$)	103.8901
					5000K ($R_g > 90$)	103.9001
					5700K ($R_g > 90$)	103.9101
					2700K AS	103.8504
					3000K AS	103.8604
					3500K AS	103.8704
					4000K AS	103.8804
					Meat	103.9801
					Red	103.9401
					Green	103.9501
					Blue	103.9601
					Amber	103.9701
				0/2 ¹	Two-coloured	103.9901
Shorten from 125mm to 100mm						103.9981
Shorten from 125mm to 112,5mm						103.9982

	LED-Pitch	Length	Power (I_{max})	Channels	Colour	Item number
LED-Strip L12-250 MK3 S ² 	12,5mm	250mm	0,15A	0/1 ¹	2000K	103.8202
					2200K	103.8302
					3000K ($R_g > 90$)	103.8602
					3500K ($R_g > 90$)	103.8702
					6500K ($R_g > 90$)	103.9202
					2500K	103.8402
					2700K ($R_g > 90$)	103.8502
					4000K ($R_g > 90$)	103.8802
					4500K ($R_g > 90$)	103.8902
					5000K ($R_g > 90$)	103.9002
					5700K ($R_g > 90$)	103.9102
					2700K AS	103.8505
					3000K AS	103.8605
					3500K AS	103.8705
					4000K AS	103.8805
					Meat	103.9802
					Red	103.9402
					Green	103.9502
					Blue	103.9602
					Amber	103.9702
				0/2 ²	Two-coloured	103.9902
Shorten from 250mm to 200mm						103.9983
Shorten from 250mm to 212,5mm						103.9984
Shorten from 250mm to 225mm						103.9985
Shorten from 250mm to 237,5mm						103.9986

1) The product can be controlled individually or in groups with an Intelligence.

2) Connector version. The products are also available as plug-free versions.

	LED-Pitch	Length	Power (I_{max})	Channels	Colour	Item number
LED-Strip L12-500 MK3 S ² 	12,5mm	500mm	0,3A	0/1 ¹	2000K	103.8203
					2200K	103.8303
					3000K (R _a >90)	103.8603
					3500K (R _a >90)	103.8703
					6500K (R _a >90)	103.9203
					2500K	103.8403
					2700K (R _a >90)	103.8503
					4000K (R _a >90)	103.8803
					4500K (R _a >90)	103.8903
					5000K (R _a >90)	103.9003
					5700K (R _a >90)	103.9103
					2700K AS	103.8506
					3000K AS	103.8606
					3500K AS	103.8706
					4000K AS	103.8806
					Meat	103.9803
					Red	103.9403
					Green	103.9503
					Blue	103.9603
					Amber	103.9703
	0/2 ¹	Two-coloured	103.9903			
Shorten from 500mm to 350mm			103.9987			
Shorten from 500mm to 362,5mm			103.9988			
Shorten from 500mm to 375mm			103.9989			
Shorten from 500mm to 450mm			103.9990			
Shorten from 500mm to 462,5mm			103.9991			
Shorten from 500mm to 475mm			103.9992			
Shorten from 500mm to 487,5mm			103.9993			


If you would like to know more about the LED-Strips L MK3:



User guides, brochures and additional information can be found here.

Lenses for LED-Strips L MK3

NEW



1 Lens spot (approx. 19°)



2 Lens spot frost (approx. 30°)



3 Lenses Medium (approx. 35°)




4 Lenses Wide (approx. 45°)



5 Lenses X-Wide (approx. 50°)




6 Oval Lenses (approx. 40° x 22°)



7 Oval Lenses (approx. 22° x 40°)

The lenses are firmly mounted to the boards and the assembly is included in the price.
Boards with lenses cannot be used together with board holders.



	Number of lenses	Item number
Lens spot (approx. 19°) for LED-Strip L12-125 MK3 1	10	720.2201
Lens spot frost (approx. 30°) for LED-Strip L12-125 MK3 2	10	720.2301
Lenses Medium (approx. 35°) for LED-Strip L12-125 MK3 3	10	720.2401
Lenses Wide (approx. 45°) for LED-Strip L12-125 MK3 4	10	720.2501
Lenses X-Wide (approx. 50°) for LED-Strip L12-125 MK3 5	10	720.2601
Oval Lenses (approx. 40° × 22°) for LED-Strip L12-125 MK3 6	10	720.2701
Oval Lenses (approx. 22° × 40°) for LED-Strip L12-125 MK3 7	10	720.2801
Lens spot (approx. 19°) for LED-Strip L12-250 MK3	20	720.2202
Lens spot frost (approx. 30°) for LED-Strip L12-250 MK3	20	720.2302
Lenses Medium (approx. 35°) for LED-Strip L12-250 MK3	20	720.2402
Lenses Wide (approx. 45°) for LED-Strip L12-250 MK3	20	720.2502
Lenses X-Wide (approx. 50°) for LED-Strip L12-250 MK3	20	720.2602
Oval Lenses (approx. 40° × 22°) for LED-Strip L12-250 MK3	20	720.2702
Oval Lenses (approx. 22° × 40°) for LED-Strip L12-250 MK3	20	720.2802
Lens spot (approx. 19°) for LED-Strip L12-500 MK3	40	720.2203
Lens spot frost (approx. 30°) for LED-Strip L12-500 MK3	40	720.2303
Lenses Medium (approx. 35°) for LED-Strip L12-500 MK3	40	720.2403
Lenses Wide (approx. 45°) for LED-Strip L12-500 MK3	40	720.2503
Lenses X-Wide (approx. 50°) for LED-Strip L12-500 MK3	40	720.2603
Oval Lenses (approx. 40° × 22°) for LED-Strip L12-500 MK3	40	720.2703
Oval Lenses (approx. 22° × 40°) for LED-Strip L12-500 MK3	40	720.2803



EURO

PRO

SEKUND



UMSATZ

MINUTE TAUSEND


DE MINUTE TAUSEND

LED-Tiles L MK3

NEW





The technical advantages described on page 40 also apply to the tiles.

The LED-Tiles L are best suited for backlighting surfaces from a short distance. There are two different LED grids and two different board sizes available. With the help of the lens option, they can also be upgraded to the Light-Engine.



CRI
90+

- Dimmable in groups
- Newest LED generation with high efficiency
- High colour rendering index: Ra>90, R9>50
- Prime sorting due to small bins (3-Step MacAdam)
- Choice of 20 light colours
- Alternative spectrums for lighting specific objects
- Camera-friendly dimmable
- Custom equipped with lenses possible
- Reasonably priced



1) The product can be controlled individually or in groups with an Intelligence.

2) Connector version. The products are also available as plug-free versions.

3) Area required to create a homogenous illumination for backlighting.

The actual tile dimensions can be found in the corresponding product sheet.


	LED-Pitch	Backlighted surface ³	Channels	Power (I _{max})	Colour	Item number
LED-Tile L20-5-5 MK3 S ²	20mm	100mm × 100mm	0/1 ¹	0,15A	2000K	115.8203
					2200K	115.8303
					3000K (R _g >90)	115.8603
					3500K (R _g >90)	115.8703
					6500K (R _g >90)	115.9203
					2500K	115.8403
					2700K (R _g >90)	115.8503
					4000K (R _g >90)	115.8803
					4500K (R _g >90)	115.8903
					5000K (R _g >90)	115.9003
					5700K (R _g >90)	115.9103
					2700K AS	115.8507
					3000K AS	115.8607
					3500K AS	115.8707
					4000K AS	115.8807
					Meat	115.9803
					Red	115.9403
					Green	115.9503
					Blue	115.9603
					Amber	115.9703
LED-Tile L20-10-10 MK3 S ²	20mm	200mm × 200mm	0/1 ¹	0,6A	2000K	115.8204
					2200K	115.8304
					3000K (R _g >90)	115.8604
					3500K (R _g >90)	115.8704
					6500K (R _g >90)	115.9204
					2500K	115.8404
					2700K (R _g >90)	115.8504
					4000K (R _g >90)	115.8804
					4500K (R _g >90)	115.8904
					5000K (R _g >90)	115.9004
					5700K (R _g >90)	115.9104
					2700K AS	115.8508
					3000K AS	115.8608
					3500K AS	115.8708
					4000K AS	115.8808
					Meat	115.9804
					Red	115.9404
					Green	115.9504
					Blue	115.9604
					Amber	115.9704



L'Africaine - Vasco da Gama, Frankfurt Opera House

	LED-Pitch	Backlighted surface ³	Channels	Power (I _{max})	Colour	Item number
LED-Tile L33-3-3 MK3 S ²	33mm	100mm × 100mm	0/1 ¹	0,075A	2000K	115.8201
					2200K	115.8301
					3000K (R _a >90)	115.8601
					3500K (R _a >90)	115.8701
					6500K (R _a >90)	115.9201
					2500K	115.8401
					2700K (R _a >90)	115.8501
					4000K (R _a >90)	115.8801
					4500K (R _a >90)	115.8901
					5000K (R _a >90)	115.9001
					5700K (R _a >90)	115.9101
					2700K AS	115.8505
					3000K AS	115.8605
					3500K AS	115.8705
					4000K AS	115.8805
					Meat	115.9801
					Red	115.9401
					Green	115.9501
					Blue	115.9601
					Amber	115.9701
LED-Tile L33-6-6 MK3 S ²	33mm	200mm × 200mm	0/1 ¹	0,3A	2000K	115.8202
					2200K	115.8302
					3000K (R _a >90)	115.8602
					3500K (R _a >90)	115.8702
					6500K (R _a >90)	115.9202
					2500K	115.8402
					2700K (R _a >90)	115.8502
					4000K (R _a >90)	115.8802
					4500K (R _a >90)	115.8902
					5000K (R _a >90)	115.9002
					5700K (R _a >90)	115.9102
					2700K AS	115.8506
					3000K AS	115.8606
					3500K AS	115.8706
					4000K AS	115.8806
					Meat	115.9802
					Red	115.9402
					Green	115.9502
					Blue	115.9602
					Amber	115.9702

Lenses for LED-Tiles L MK3



1 Lens spot (approx. 19°)



2 Lens spot frost (approx. 30°)



3 Lenses Medium (approx. 35°)




4 Lenses Wide (approx. 45°)



5 Lenses X-Wide (approx. 50°)



6 Oval Lenses (approx. 40° × 22°)



7 Oval Lenses (approx. 22° × 40°)

	Number of lenses	Item number
Lens spot (approx. 19°) for LED-Tile L33-3-3 MK3 1	9	720.2206
Lens spot frost (approx. 30°) for LED-Tile L33-3-3 MK3 2	9	720.2306
Lenses Medium (approx. 35°) for LED-Tile L33-3-3 MK3 3	9	720.2406
Lenses Wide (approx. 45°) for LED-Tile L33-3-3 MK3 4	9	720.2506
Lenses X-Wide (approx. 50°) for LED-Tile L33-3-3 MK3 5	9	720.2606
Oval Lenses (approx. 40° × 22°) for LED-Tile L33-3-3 MK3 6	9	720.2706
Oval Lenses (approx. 22° × 40°) for LED-Tile L33-3-3 MK3 7	9	720.2806
Lens spot (approx. 19°) for LED-Tile L33-6-6 MK3	36	720.2207
Lens spot frost (approx. 30°) for LED-Tile L33-6-6 MK3	36	720.2307
Lenses Medium (approx. 35°) for LED-Tile L33-6-6 MK3	36	720.2407
Lenses Wide (approx. 45°) for LED-Tile L33-6-6 MK3	36	720.2507
Lenses X-Wide (approx. 50°) for LED-Tile L33-6-6 MK3	36	720.2607
Oval Lenses (approx. 40° × 22°) for LED-Tile L33-6-6 MK3	36	720.2707
Oval Lenses (approx. 22° × 40°) for LED-Tile L33-6-6 MK3	36	720.2807
Lens spot (approx. 19°) for LED-Tile L20-5-5 MK3	25	720.2204
Lens spot frost (approx. 30°) for LED-Tile L20-5-5 MK3	25	720.2304
Lenses Medium (approx. 35°) for LED-Tile L20-5-5 MK3	25	720.2404
Lenses Wide (approx. 45°) for LED-Tile L20-5-5 MK3	25	720.2504
Lenses X-Wide (approx. 50°) for LED-Tile L20-5-5 MK3	25	720.2604
Oval Lenses (approx. 40° × 22°) for LED-Tile L20-5-5 MK3	25	720.2704
Oval Lenses (approx. 22° × 40°) for LED-Tile L20-5-5 MK3	25	720.2804
Lens spot (approx. 19°) for LED-Tile L20-10-10 MK3	100	720.2205
Lens spot frost (approx. 30°) for LED-Tile L20-10-10 MK3	100	720.2305
Lenses Medium (approx. 35°) for LED-Tile L20-10-10 MK3	100	720.2405
Lenses Wide (approx. 45°) for LED-Tile L20-10-10 MK3	100	720.2505
Lenses X-Wide (approx. 50°) for LED-Tile L20-10-10 MK3	100	720.2605
Oval Lenses (approx. 40° × 22°) for LED-Tile L20-10-10 MK3	100	720.2705
Oval Lenses (approx. 22° × 40°) for LED-Tile L20-10-10 MK3	100	720.2805

The lenses are firmly mounted to the boards and the assembly is included in the price.
Boards with lenses cannot be used together with board holders.

If you would like to know more about the LED-Tiles L MK3:



User guides, brochures and additional information can be found here.



Outdoor LED-Systems





-
- Comprehensive feedback for each LED: temperature, power supply voltage and diverse status information
 - Colour calibrated
 - Nichia RGB LED
 - 3 × 16 Bit colour management – 281 trillion colours
 - Full scan 8kHz
 - More than 50m supply-line length possible
 - IP67, UV-stable
 - 32-Bit processor
 - Maximum control flexibility, DVI, SDI, sACN, Art-Net, UDP, DPB, Schnicknet or DMX
 - System-wide Sync
 - 60fps compatible
 - Smart-Link addressing
 - Each LED is controlled and monitored



Custom Outdoor Profile System (COPS)

No two outdoor projects are alike. Each one presents different requirements. That's why the Custom Outdoor Profile System (COPS) offers not only the most current cutting-edge LED technology but also promises enormous versatility.

The reason: Schnick-Schnack-Systems is the only company that can offer its own production line, electrical and mechanical design as well as CNC consulting under one roof in order to respond quickly to individual customer demands.

- Pitch: 25mm, 50mm or customized >25mm
- Profile length: 245-2495mm
- Profile form: H-Style 30mm x 24mm, U-Style 18mm x 10mm or customized
- Profile colour: black, white or customized
- Mounting: customized (for example, threaded bolts, threaded sleeves or brackets for H-Profile)




	LED-Pitch	Profile colour ¹	Shape of profile ¹	Alignment ³	Power (I _{max})	Length ²
LED-Profile C25	25mm	White or black	H-Style (30mm x 24mm) or U-Style (18mm x 10mm)	Vertical or horizontal	1A per meter	245-495mm
						520-995mm
						1020-1495mm
						1520-1995mm
						2020-2495mm
LED-Profile C50	50mm	White or black	H-Style (30mm x 24mm) or U-Style (18mm x 10mm)	Vertical or horizontal	0,5A per meter	245-495mm
						545-995mm
						1045-1495mm
						1545-1995mm
						2045-2495mm

1) Further configuration options for LED pitch, profile colour and profile shape on request
 2) Length steps in the LED grid
 3) Depending on the mounting direction (vertical or horizontal) of the profiles, the LED has to be rotated and positioned differently in order to achieve an optimum viewing angle and no colour shifts.
 4) Scaled prices on request

If you would like to know more about the Custom Outdoor Profile System:



Operating instructions, brochures and additional information can be found here.







Profiles

Cylindrical Profiles 25 mm

Schnick-Schnack-Systems offers cylindrical profiles with a satin-finish covering. They are available in two colours and even provide plenty of room for the installation of LED-Strips with Intelligence. The corresponding head ends are available with or without a cable outlet.

Cylindrical profiles are mounted with fastening clips, allowing for easy adjustment.

Unlike the rectangular profiles, which call for the LED-Strips to be installed from above, here the strips must be inserted. Though lengths of over 2m are possible, due to this type of assembly they are not recommended.



	Item number
Cylindrical Profile, 2m, ø 25 mm, aluminium anodised ¹	804.2504
Cylindrical Profile, 2m, ø 25 mm, black ¹	804.2506

	Item number
Bracket for Cylindrical Profile (transparent)	802.0038
Bracket for Cylindrical Profile (black)	802.0039

	Item number
Cover for Cylindrical Profile 2m, Transparent	804.2594

	Item number
Head end aluminium, lasered, anodised, 2mm thin, including screws	804.2520
Head end aluminium, rotated, anodised, 12mm width, including screws	804.2541
Head end aluminium, rotated, anodised, 12mm width, with cable outlet, including screws	804.2551
Head end black, lasered, 2mm thin, including screws	804.2523
Head end black, rotated, 12mm width, including screws	804.2543
Head end black, rotated, 12mm width, with cable outlet, including screws	804.2553

1) Custom lengths and colours are available on request. Please give colour requests in RAL.



-
- Sleek design (18mm width, 15mm height)
 - Inexpensive
 - Four different diffusers
 - Basic profile in black and anodised aluminium in stock
 - Specified lengths up to 6m
 - Standard delivery time: two days
 - Holes, cutouts, threads, press-fit threaded bolts and press-fit threaded sleeves can be realised according to customer specifications.

NEW

Profil18 18 mm × 15 mm¹

Effective immediately, Schnick-Schnack-Systems now offers a new, inexpensive and sleek profile system for our own LED-Strips. The Profil18 is 18mm wide and is made of aluminium.

The LED-Strips are mounted from above using slide-in board holders. Four different diffusers are available to fulfil the various requirements for realizing different pixel pitches and effects. All diffusers are made of polycarbonate and are thus hardly inflammable

A homogeneous lighting scenario is achieved with the white diffuser 18-D36 with LED pitches of 25mm and smaller, and with the white diffuser 18-12 with LED pitches of 12,5mm and smaller. Black diffusers give off a more richly coloured light, and allow the LED lines to virtually disappear in the surrounding darkness. They fan out the light point, but do not deliver the homogeneity of a white diffuser. The satin-finished diffuser rounds off this profile offering. The Profil18 is available in the standard colours of anodised aluminium and black.

If you are interested in these products, please simply request a sample set to see their effect for yourself. Schnick-Schnack-Systems also offers customized lengths of up to 6m and CNC processing entirely in-house. The Schnick-Schnack-Systems' support team is more than happy to advise you.



	Item number
LED-Profil 18-15, aluminium black, 2m	804.3201
LED-Profil 18-15, aluminium anodized, 2m	804.3203

	Item number
Diffuser 18-02, satin, 2m, for all Pixel distance	804.3226
Diffuser 18-12, white, 2m, for 12mm Pixel distance or less	804.3228
Diffuser 18-12, black, 2m, for all Pixel distances	804.3230
Diffuser 18-D36, white, 2m, for 25mm Pixel distance or less	804.3232

	Item number
Head end 18-02, black, professional 3D print	804.3251
Head end 18-12, black, professional 3D print	804.3261
Head end 18-D36, black, professional 3D print	804.3271

1) add diffuser

Rectangular Profile

24 mm × 30 mm¹

The rectangular profile 24 mm × 30 mm¹ from Schnick-Schnack-Systems provides enough room for all models of our own in-house LED-Strips. Contrary to the Profil18, strips with bottom-soldered Intelligence can also be used here. The LED-Strips are mounted from above using the slide-in board holders. Mounting profiles with a click mechanism allows for quick assembly without visible screws. A cable can be run through the click profile. The transparent polycarbonate cover is flame-resistant.

The slightly staggered assembly of cover, profile and click profile enables long distances to be easily aligned with precision. This profile is available in a standard length of 2m in the colours anodised aluminium and black.



	Item number
Aluminium-Rectangular Profile, 2m, 24 × 29 mm (B × H), aluminium anodised ²	804.2401
Aluminium-Rectangular Profile, 2m, 24 × 29 mm (B × H), black ²	804.2403
	Item number
Click profile for Aluminium-Rectangular Profile, 2m (plastic), black	802.0040
Click profile for Aluminium-Rectangular Profile, 50mm, with hole ø3,5mm	810.0001
	Item number
Covering for Aluminium-Rectangular Profile 2m (transparent)	804.2492
	Item number
Head end aluminium anodised, 6mm thin, including screws	804.2431
Head end aluminium anodised, 12mm width, including screws	804.2441
Head end black, 6mm thin, including screws	804.2433
Head end black, 12mm width, including screws	804.2443

1) Height including click profile

2) Custom lengths and colours are available on request. Please give colour requests in RAL.

NEW

Rectangular Profiles

80 mm × 80 mm

The large rectangular profile creates a complete lighting channel. A diffuser made of 3mm board material can be slid in or set onto it, depending on the dimensions. The LED-Strips are installed from above using slide-in board holder. A total of three channels are available for LED-Strips. Longer supply lines can easily be pulled through two available chambers. Using the slot on the back, the profile can be hung directly from the ceiling, or extended by means of a connector. Slot nuts are available with M8 threads.



	Item number
Aluminium Profile, 6m, 80 × 80mm (W × H), 3-row, black ¹	804.0024
Covering for Aluminium Profile 80 × 80mm, 3m, slide-in version (Makrolon2150, 3mm, opaque)	815.0008
Covering for Aluminium Profile 80 × 80mm, 33m, inlay version (Makrolon2150, 3mm, opaque)	815.0007
Head end for Aluminium Profile 80 × 80mm, black	804.0025
Profile connector for aluminium profile 80 × 80mm	806.0012
Slot nut for aluminium profile 80 × 80mm	806.0013

SCHNICK
SCHNACK
SYSTEMS

www.schnickschnacksystems.com

www.schnickschnacksystems.com

SCHNICK
SCHNACK
SYSTEMS

DMZ: NONE	Net 1	Net 2	Net 3	Net 4
Start-Ch:	1	2	3	4
Combine:	OFF	OFF	OFF	OFF

shift edit quit enter down up

shift edit quit enter down up

DMZ: NONE	Net 1	Net 2	Net 3	Net 4
Start-Ch:	1	2	3	4
Combine:	OFF	OFF	OFF	OFF

Controller



led systemnetzteil 4 E

led systemnetzteil 4 E

System Overview Controller

This overview shows the various different options for controlling the systems from Schnick-Schnack-Systems. This flexibility enables us to offer customers the system ideally suited to their individual requirements. Pinpointing the needs of each customer individually is a fundamental aspect of our service ethos. It is very important to us when designing a system that we deliver an easy plug-and-play concept without compromising on quality.

That means offering a large number of interfaces, which prevents any barriers to controllability from being created and enables customers to enjoy creative freedom in their work by making complicated technology user-friendly and reliable.

DMX

sACN
Art-Net

DVI

VIDEO CONVERTER



Pixel-Gate

ETHERNET CONTROLLER



Sys One



System Power Supply 4E



DPB Pixel-Router Pro with Power Supply



DPB Pixel-Router with Power Supply



Outdoor Pixel-Router with Power Supply

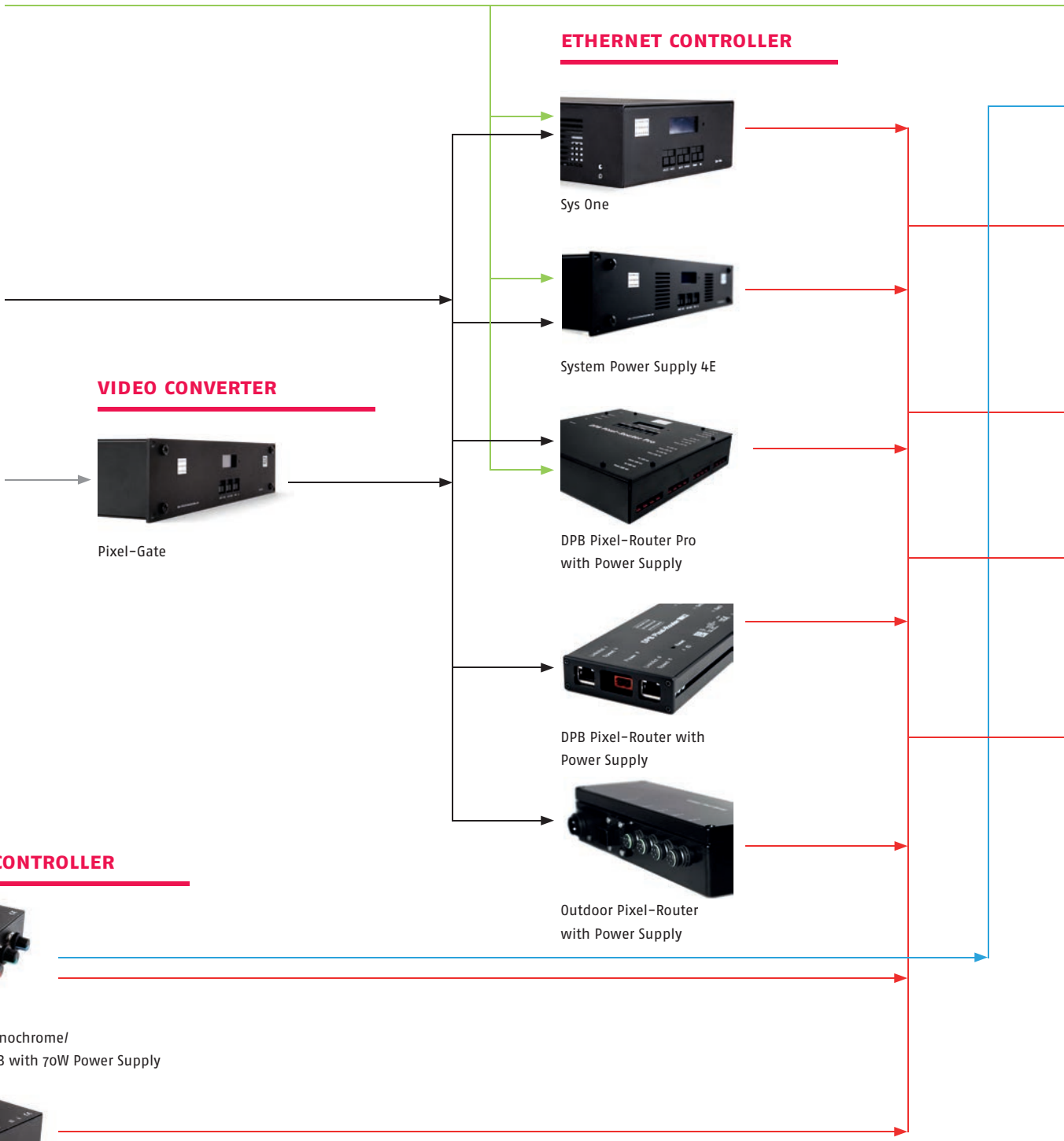
SIMPLE CONTROLLER



Big Intelli Monochrome/
Big Intelli RGB with 70W Power Supply



DMX-Player with Power Supply



We have developed and implemented numerous technologies, including: Dynamic-Pixel-Bus (DPB), Smart-Link, Schnick-Net, System-wide Sync, high frame rate, Easy-Feedback, among others. For more information visit us online at: schnick.schnack.systems. The sophisticated demands of our customers motivate us to continuously work to advance and improve our systems.

DMX CONTROLLER



Long Distance Controller

DMX CONVERTER



LED-Intelligence



Big Intelli XLR



Intelligence M60



Intelligence C20



LED-Strips L



LED-Tile L



LED-Strips T



LED-Strips B



M-Dot



C-Dot



LED-Strips C



LED-Tile C




LED-Strips M



LED-Tile M



LED-Strips D



LED-Tile D



LED-Tile B



Custom Outdoor Profile System


- Art-Net
- DMX XLR-5pin cable
- Power and data (DMX or DPB)
- RGB + common anode



Pixelwald, video installation by Pipilotti Rist

Pixel-Gate

The Pixel-Gate device uses video sources to control LED systems. It has a DVI input and an SDI input as an additional option. It can thus receive and process signals not only from computers and media servers, but also those generated by professional TV studio technology. When media servers are deployed, the Pixel-Gate relieves them of resource-intensive pixel mapping. Thanks to our PixelPatch software, start-up time is significantly accelerated, and there is a better separation from the other departments.



- Pixel mapping hardware
- Converts pixels from digital video signals to Schnicknet packages (Art-Net optional)
- Limited latency due to dedicated hardware
- System-wide synchronisation of video signals possible
- 60fps compatible

	Universes	Input	Item number
Pixel-Gate Light	64 ¹⁾	DVI	205.0001
Pixel-Gate Plus	150 ¹⁾	DVI	205.0002
Pixel-Gate Pro	150	DVI-SDI	205.0003

1) Limited on products from the Schnick-Schnack-Systems GmbH

If you would like to know more about the Pixel-Gate:



Operating instructions, brochures and additional information can be found here.



Video on LED, Part 1: The Workflow



Video on LED, Part 2: Pixel Animation

Tutorials are also available for creating content for LED Systems and working with the Pixel-Gate.



System Power Supply 4E

The System Power Supply 4E is the workhorse among the controllers and a solid solution for supplying LED systems in the live and entertainment sector with control data and power. Thanks to the integrated web interface, an alternative to the display, it can also be configured entirely remotely. The outputs offer individually fused protective extra-low voltage, ensuring the safety of the installation.

This is the right solution when the installation needs to be service-friendly and centrally supplied. To achieve this, the device can be mounted in racks or cases and is connected to power mains via robust plug and socket elements.



- **Generation-3 compatible**
- **Future-proof with firmware updates via SD card**
- **Controls all Schnick-Schnack-Systems' products**
- **Processes up to 255 universes as Ethernet broadcast burst**
- **Rackable**
- **Integrated web interface for configuring**
- **Auto-addressing of LED components via Smart Link Technology**
- **Proven: thousands of successful deployments worldwide**

	Operating voltage	Power (I_{max})	Channels	Input	Output	Item number
System Power Supply 4E	110-240V AC	4 × 6A ¹	4 × 3072 Channels (DPB) 4 × 512 Channels (DMX)	Ethercon RJ 45 XLR-5pin IN/Through	4 × XLR-4pin	203.0003

1) Note: US version only 4 × 4A at 110V

If you would like to know more about the System Power Supply 4E:



Operating instructions, brochures and additional information can be found here.



Video Smart Link Technology



Sys One

The Sys One (it could also be called System Power Supply 1E), is the little brother of the System Power Supply 4E and a true multi-talent. It provides only a fourth of the performance of the 4E and has only one XLR output instead of four. But its limited performance also enables the Sys One to operate fan-free, which means it can be situated quite close to the LED components in TV use. LED components can also be connected to it directly, without an XLR cable.

The integrated DMX converter allows for a direct connection, also from the B, T and L series. So, it's not only the little brother of the System Power Supply 4E, but also the sister of the Long Distance Controller. And that's not all: Thanks to the integrated DMX recorder it can also be used autonomously. The Sys One is the technological equivalent of a Swiss Army Knife.



- Inaudible thanks to fan-free design
- Built-in Intelligence for direct operation of the L and T Series and the LED-Strips of the B Series
- Integrated DMX-Recorder/Player (for *.s3s files)

	Operating voltage	Power (I_{max})	Channels	Input	Output	Item number
Sys One	110-240V AC	1 × 6A or 2 × 3A or 2 × (3 × 1A)	1 × 512 ¹ 2 × 512 ¹	XLR-5pin In/Through	1 × XLR-4pin 2 × System connector red 2 × System connector blue	203.0007

1) Depending on output configuration

If you would like to know more about the Sys One:



Operating instructions, brochures and additional information can be found here.



DPB Pixel-Router Pro

NEW

The DPB Pixel-Router Pro reliably supplies LED systems in the live and entertainment sector with control data and power. It offers the identical performance level as the proven System Power Supply 4E but thanks to a recessed fan-less power supply, it operates completely noiselessly. This makes the device suitable for decentralized deployment, even in highly noise-sensitive environments and in the immediate proximity of the LEDs. XLR cables are not required here.

The DPB Pixel-Router Pro is easy to configure, via the display or the integrated web interface.



- Generation-3 compatible
- Noiseless thanks to fan-free design
- Future-proof due to software updates via SD card or the network
- Controls all Schnick-Schnack-Systems' products
- Configuration via display or integrated web interface

	Operating voltage	Power (I_{max})	Channels	Input	Output	Item number
DPB Pixel-Router Pro	110-240V AC	4 × 2 × 3A	4 × 3072 Channels (DPB) 4 × 512 Channels (DMX)	Ethercon RJ 45 XLR-5pin IN/Through	System connector red, maximum 2 × 3A	203.0023

If you would like to know more about the DPB Pixel-Router Pro:



Operating instructions, data sheets and additional information can be found here.

DPB Pixel-Router

The DPB Pixel-Router is the ideal solution for the decentralized supply of control data and power to LED products in permanent installations. The DPB Pixel-Router comes equipped with all the essentials for such an installation but does away with anything superfluous, making it highly economical. It has no display or DMX input and also does without touring-ready connectors. Thanks to the integrated web interface, the DPB Pixel-Router can be configured easily on the computer.



- **Generation-3 compatible**
- **Configuration entirely via HTML 5.0 web interface**
- **Status LEDs for quick overview**
- **Network tool for firmware updates**
- **4 combined power/data outputs**
- **Outputs can be switched off**
- **Ethernet pass-thru connectivity**
- **sACN, Art-Net™ and Schnicknet compatible**
- **Controls all products from Schnick-Schnack-Systems**



	Operating voltage	Power (I _{max})	Channels	Input	Output	Item number
DPB Pixel-Router Version 2.3	24V DC	4 × 3A	4 × 3072 Channels	2 × RJ 45	4 × System connector red	203.0021

If you would like to know more about the DPB Pixel-Router:



Operating instructions, brochures and additional information can be found here.

Outdoor Pixel-Router

The Outdoor Pixel-Router is the solution for supplying permanently installed LED systems in outdoor areas with power and control data. It is equipped with a water-proof casing and uses the appropriate connectors (IP65)

The Outdoor Pixel-Router can be configured easily thanks to the integrated web interfaces.



- **Generation-3 compatible**
- **IP65**
- **Can be completely configured via HTML 5.0 web interface**
- **Firmware updateable via Network-Tool**
- **4 combined power/data outputs**
- **Compatible with sACN, Art-Net™ and Schnicket**
- **Controls all Schnick-Schnack-Systems products**



	Operating voltage	Power (I_{max})	Channels	Input	Output	Item number
Outdoor Pixel-Router	24V DC	4 × 3A	4 × 3072 Channels	Ethernet Push-Pull IP65 Power IP65 4pin	4 × IP67 5pin	203.0016
Outdoor Pixel-Router (one input plug)	24V DC	4 × 5A	4 × 3072 Channels	Ethernet Push-Pull IP65 Power IP65 4pin	4 × IP67 5pin	203.0018
Outdoor Pixel-Router (two input plugs)	24V DC	4 × 5A	4 × 3072 Channels	Ethernet Push-Pull IP65 Power IP65 4pin	4 × IP67 5pin	203.0019

Accessories	Item number
Ethernet plug Push-Pull IP65	707.0112
Plug for voltage input IP65	707.1006

If you would like to know more about the Outdoor Pixel-Router:



Operating instructions, brochures and additional information can be found here.



Arrival area in front of Terminal 1, Frankfurt Airport



EXPERIENCE.

SIEMENS

SIEMENS



On the way to Industrie 4.0

Industries

On the way to Industrie 4.0 –
Driving the Digital Enterprise

Power Supplies

Schnick-Schnack-Systems has the right power supply for every requirement and for every application. Even small installations can be supplied reliably with electricity using the power supplies and wall plug power supply units.

	Operating voltage	Connection	Item number
60W-Power Supply (20V DC)	100-240V AC	System connector blue (Series L)	204.0653
72W-Power Supply (24V DC)	220-240V AC	System connector red	204.0751
72W-Power Supply (24V DC + DMX)	220-240V AC	System connector red + XLR-5pin	204.0752
72W-Power Supply (24V DC + XLR-4pin)	220-240V AC	XLR-4pin	204.0754
320W-Power Supply (24V DC+ output plug) for DPB Pixel-Router 	100-240V AC	Wago plug	204.0320
320W-Power Supply (shockproof- + male Binder cable connector) for Outdoor Pixel-Router	100-240V AC	female Binder cable connector	204.0321
600W-Power Supply (2 x 24V DC) for DPB Pixel-Router Pro 	100-240V AC	female Binder cable connector	204.0601
24W-Network Part (24V DC)	100-240V AC	System connector red	204.0085
24W-Network Part (24V DC)	100-240V AC	System connector blue	204.0086





Long Distance Controller

The Long Distance Controller is an 18-channel dimmer with integrated power supplies that provides Schnick-Schnack-Systems Series B and T LED-Strips as well as all monochrome Series L LED-Tiles and Strips with power.



- Robust plug connector
- Easy configuration
- The easiest way to operate LED-Strips B, T and L with DMX
- Separate power supply voltages for R, G and B allow longer cables
- Rackable

	Operating voltage	Power (I_{max})	Channels	Input	Output	Item number
Long Distance Controller	110-240V AC	6 × (R: 0,9A + G: 1,1A + B: 1,1A)	18	XLR-5pin IN/ Through	Multicore-24pin	203.0001

If you would like to know more about the Long Distance Controller:



Operating instructions, brochures and additional information can be found here.

Big Intelli XLR

A DMX converter is needed to dim LEDs. The Big Intelli family is a DMX converter for the ambitious. It features a smooth, jerk-free dimming curve, is camera-friendly flicker-free, low-emission and is equipped with numerous safety circuits for trouble-free operation

The Big Intelli XLR can be directly connected to the System Power Supply 4E and Sys One with the XLR inputs and can control a large number of B-Strips, T-strips, L-strips or L-Tiles.



- To connect from LED-Strips B, T and Series L to system power supplies
- Auto-addressing via Smart Link Technology

	Operating voltage	Power (I_{max})	Channels	Connection	Item number
Big Intelli XLR (in case)	24V DC	3 × 1A	3	System connector red/blue XLR-4pin	203.0030


If you would like to know more about the Big Intelli XLR:



Operating instructions, brochures and additional information can be found here.

LED-Intelligence

The LED-Intelligence is a very small DMX converter from Schnick-Schnack-Systems. It uses the same jerk-free dimming curve as the Big Intelli and is of course also camera-friendly flicker-free. It is used to control smaller groups of B-Strips, T-Strips, L-Strips or L-Tiles. What's more, the Intelligence can be mounted on as an add-on board directly behind the LED-Strips of Series B.



- Small and inexpensive
- To connect from LED-Strips B, T and Series L to system connector red
- For separate control of smaller Series B and L units (stairs for example)

	Operating voltage	Power (I_{max})	Channels	Connection	Item number
LED-Intelligence	24V DC	3 × 0,3A	3	System connector red/blue	302.0015

If you would like to know more about the LED-Intelligence:



Operating instructions, brochures and additional information can be found here.



Intelligence M60 MK2.6

The Intelligence M60 is a premium quality 60 channel, DMX converter and current regulator (20mA or 50mA per LED) for single, monochrome LEDs.



- **Generation-3 compatible**
- **For direct connection from M-Dots to system power supplies**
- **Linear dimming curve**
- **Auto-addressing via Smart Link Technology**
- **Dimming range 0.01% - 100%**
- **60 channels individually current controlled**
- **DMX and DPB controllable**



	Power (auxiliary power)	Connection	Item number
Intelligence M60 in case (60 × 50mA)	0,85A (0,1A auxiliary power + 60 Channels × 12,5mA @ 24V)	PCB Connector, pin header	203.6050
Intelligence M60 in case (60 × 20mA)	0,4A (0,1A auxiliary power + 60 Channels × 5mA @ 24V)	PCB Connector, pin header	203.6020
Intelligence M60-Board (60 × 20mA for M-Dots)	0,4A (0,1A auxiliary power + 60 Channels × 5mA @ 24V)	PCB Connector	203.6010

If you would like to know more about the Intelligence M60:



Operating instructions, brochures and additional information can be found here.

DMX-Player

The DMX-Player is the ideal solution especially for small systems with up to 512 channels. It plays Schnick-Schnack-Systems stream files (*.s3s) from an SD card directly onto an LED system.

Stream files can be recorded with the DMX Recorder (or Sys One) or can be generated by the QuickColour, QuickTicker or Pixel-Patch software.



- **Cost-effective**
- **For small installations**
- **Data supply (*.s3s-Format) via SD card**

	Operating voltage	Channels	Input	Output	Item number
DMX-Player (in case)	24V DC	512	System connector red ¹⁾	System connector red 24V + DMX	205.0011

1) Power supply

If you would like to know more about the DMX-Player:



Operating instructions, brochures and additional information can be found here.

Big Intelli Monochrome & RGB

A DMX converter is required to dim LEDs. The Big Intelli-family is a DMX converter for the ambitious. It features a smooth, jerk-free dimming curve, is camera-friendly flicker-free, low-emission and is equipped with numerous safety circuits/protective circuits for trouble-free operation

Each Big Intelli can also generate DMX and add its own DMX signal to an incoming DMX signal (HTP-merging). You can either connect one or three potentiometers externally and then control either each channel (monochrome mode) or every third channel per potentiometer (RGB mode).

The Big Intelli Monochrome and RGB not only have external but also built-in potentiometers for dimming the DMX and RGB outputs.



- DMX and RGB output
- Switchable between DMX input/potentiometers or HTP-merging of both
- Easy, stand-alone solution
- Extendable with System Power Supplies for high-end solutions

	Operating voltage	Power (I_{max})	Channels	Output	Item number
RGB (in case)	24V DC	3 × 1A	3	System connector red/blue	203.0032
RGB (board)	24V DC	3 × 1A	3	System connector red/blue	302.0027
Monochrome (in case)	24V DC	3 × 1A	1	System connector red/blue	203.0031
Monochrome (board)	24V DC	3 × 1A	1	System connector red/blue	302.0026



If you would like to know more about the Big Intellis:



Operating instructions, brochures and additional information can be found here.

Nous mettons le contact.



DMX Pixel-Router

If DMX or DPB signals are required in existing systems, this converter can be used on top-hat rails. As the only Ethernet controller from Schnick-Schnack-Systems, this device only generates data and is not used for power distribution. As a result, the outputs are optically isolated to be protected from interference. The device therefore enables devices from other manufacturers to be integrated into Schnick-Schnack-Systems control technology.



- Designed for "Video to LED"
- Robust hard- and software design to manage up to 100,000 channels or more in real-time
- Can be completely configured via HTML 5.0 web interface
- Ready for 60fps (for DMX packets with less than 360 channels)
- System-wide synchronization
- Future-proof thanks to upgrades
- sACN, Art-Net™ and Schnicknet compatible
- Interference-free thanks to optically isolated and voltage-proof outputs
- Less expensive Art-Net nodes

	Operating voltage	Input	Output	Channels	Item number
DMX Pixel-Router MK1.5 ¹	24V DC	RJ 45	4 × Spring-cage connector, optically isolated	4 × 512 Channels	203.0026
Phoenix cable plug black, printed (for the data output 4 × required)					707.2004
Phoenix cable plug red, printed (for the voltage input 1 × required)					707.2005

1) 4 × Phoenix cable plug black and 1 × Phoenix cable plug red included

If you would like to know more about the DMX Pixel-Router:



Operating instructions, brochures and additional information can be found here.



DMX-Recorder

The DMX-Recorder can be used for systems with up to 512 channels. It plays back Schnick-Schnack-Systems stream files (*.s3s) from an SD card directly onto an LED system.

Stream files are pre-recorded or generated by the programs QuickColour, QuickTicker or PixelPatch.



- Graphic display
- Rackable

	Operating voltage	Channels	Input	Output	Item number
DMX-Recorder	100-240V AC	512	XLR-5pin In/Through	XLR-5pin Out	205.0021



Accessories

PCB Holder

LED components often need to be mounted on a substructure. For this, we offer board holders that are tailored to our products.

If the substructure is made of wood, then the drill-version is used. It requires holes 8 mm in diameter and at least 9 mm deep. If the substructure is made of sheet metal, then the plug-in version is used. They work with a sheet thickness of 1.5 – 2 mm and require holes 5.5 mm in diameter.

Any kind of finishing on sheet metal should be tested beforehand. The use of adhesive holders depends on the type of surface and are not recommended for LED-Tiles in particular due to their weight.

We're happy to help with any questions.



	Height	suitable for	Item number
Self-adhesive version 1	6 mm	LED-Tiles and -Strips without Intelligence	802.0001
Self-adhesive version	12 mm	LED-Strips with Intelligence	802.0002
Plug-in version 2	6 mm	LED-Tiles and -Strips without Intelligence	802.0003
Plug-in version	12 mm	LED-Strips with Intelligence	802.0004
Drill version 3	6 mm	LED-Tiles and -Strips without Intelligence	802.0006
Drill version	12 mm	LED-Strips with Intelligence	802.0007
Drill version	16 mm	LED-Tile C25	802.0008
Plug-in version 4 (for click-profile, Rectangular Profile, Profil18)	6 mm	all LED-Strips without Intelligence	802.0009
Click profile for Aluminium-Rectangular Profile 5			802.0040



PCB cables



	Length	Item number
PCB cable, without sheathing (black, yellow, orange, red) 1	125mm	401.0001
PCB cable, with sheathing (gray)	250mm	401.0002
PCB cable, with sheathing (gray)	500mm	401.0003
PCB cable, with sheathing (gray)	1000mm	401.0004
PCB cable, with sheathing (gray)	2000mm	401.0005
PCB cable, with sheathing (gray)	3000mm	401.0006
PCB cable, with sheathing (gray)	4000mm	401.0007
PCB cable, with sheathing (gray)	5000mm	401.0008
PCB cable, with sheathing (gray)	6000mm	401.0035
PCB cable, with sheathing (gray)	7000mm	401.0033
PCB cable Cross	125mm	401.0012
PCB cable Cross 2	250mm	401.0014
PCB cable Cross – for LED-Strip L12-500 MK3	445mm	401.0041
PCB cable – for LED-Strip C12-250 and D25-250, without sheathing (black, gray)	240mm	401.0036
PCB cable – for LED-Strip C25-250, without sheathing (black)	235mm	401.0013
PCB cable – for LED-Strip C50-250 MK2.6, without sheathing (black, yellow, orange, red)	70mm	401.0037
PCB cable – for LED-Strip C50-500 MK2.6, without sheathing (black, yellow, orange, red)	320mm	401.0038
PCB cable – for LED-Strip C100-1000 MK2.6, without sheathing (black)	830mm	401.0031
PCB cable – for LED-Strip L12-500 MK3, without sheathing (black, yellow, orange, red)	445mm	401.0040



PCB cable black

NEW


	Length	Item number
PCB cable, with sheathing (black)	500mm	401.0301
PCB cable, with sheathing (black)	1000mm	401.0302
PCB cable, with sheathing (black)	2000mm	401.0303
PCB cable, with sheathing (black)	3000mm	401.0304
PCB cable, with sheathing (black)	4000mm	401.0305
PCB cable, with sheathing (black)	5000mm	401.0306
PCB cable, with sheathing (black)	6000mm	401.0307
PCB cable, with sheathing (black)	7000mm	401.0308
PCB cable, with sheathing (black)	8000mm	401.0309



Accessories for PCB cable



	Item number
Cable stapler	505.0001
Cable clamps 36/12 (Box of 2000 pieces)	505.0002

	Item number
Connector for PCB cables (Spookie, male-male) 1	401.0009
PCB splitter 3-fold 2	303.0015
PCB splitter 4-fold	303.0018
PCB splitter 6-fold	303.0019
PCB splitter 12-fold	303.0020
PCB plug set (consists of 500 Crimp contacts and 100 white connector housings)	704.0001
Crimping tool for PCB plugs 3	704.0002
PCB-unconnecting tool 4	505.0003

**1****2****3****4**

Multicore for Long Distance Controller




	Length	Item number
Multicore-24 pin ¹	5m	405.0007
Multicore-24 pin	10m	405.0002
Multicore-24 pin	15m	405.0006
Multicore-24 pin	20m	405.0003
Multicore-24 pin	25m	405.0004
Multicore-24 pin	30m	405.0005
Y-adapter for power cables	0,5m	405.0009
Multicore fan out with System connector blue ²	4m	405.0001
Multicore fan out with XLR-6pin	4m	405.0010
LD-Plugbox		405.0013




Adapterboard for System Power Supplies




	Connection	Item number
XLR4-Adapterboard (in case)	XLR-4pin System connector red	303.0005
XLR4-Adapterboard (board)	XLR-4pin System connector red	303.0004
Case for XLR4-Adapterboard		303.0006
Wago-Adapterboard, 2-fold 2	Wago (Fig. 5 + 6) System connector red	303.0008
Wago-Adapterboard, 4-fold 1	Wago (Fig. 5 + 6) System connector red	303.0017
Spring plug, 2pin	Spring clamp	704.0016
Spring plug, 3pin 4	Spring clamp	704.0057
Spring plug 3pin, for Big Intelli and DMX-Player 3	Spring clamp	704.0065



1



2




3



4


XLR-4pin power data cable



	Length	Power (I_{max})	Item number
XLR-4pin power data cable ^{1,2}	2m	6A	402.0005
XLR-4pin power data cable ^{1,2}	5m	6A	402.0006
XLR-4pin power data cable ^{1,2}	10m	6A	402.0007
XLR-4pin power data cable ^{1,2}	15m	6A	402.0008
XLR-4pin power data cable ^{1,2}	20m	6A	402.0009
Power data cable (PVC) ($2 \times 2 \text{ mm}^2 + 2 \times 0,34 \text{ mm}^2$) 	r.m.	6A	402.0019
Power data cable (PVC) ($2 \times 2 \text{ mm}^2 + 2 \times 0,34 \text{ mm}^2$)	100m ring	6A	402.0019
Power data cable (FRNC, non-halogen) ($2 \times 2 \text{ mm}^2 + 2 \times 0,34 \text{ mm}^2$)	r.m.	6A	402.0036

1) XLR-4pin power data cables are also available as non-halogen version.

2) Special lengths on request



XLR-6pin RGB cable



	Length	Item number
XLR-6pin RGB cable (6 × 0,75 mm ²)	2 m	402.0031
XLR-6pin RGB cable (6 × 0,75 mm ²)	5 m	402.0032
XLR-6pin RGB cable (6 × 0,75 mm ²)	10 m	402.0033
XLR-6pin RGB cable (6 × 0,75 mm ²)	15 m	402.0034
XLR-6pin RGB cable (6 × 0,75 mm ²)	20 m	402.0035
Adapter XLR-6pin (FX) – System connector blue	2 m (standard)	408.0007
Adapter System connector blue – XLR-6pin (MX)	2 m (standard)	408.0008





Cable for Outdoor LED-Profiles




	Length	Connection	Item number
IP67 cable	1m		402.1001
IP67 cable	2m		402.1002
IP67 cable	3m		402.1003
IP67 cable	4m		402.1004
IP67 cable	5m		402.1005
IP67 cable	10m		402.1010
IP67 cable	15m		402.1015
XLR 4pin cable on IP67 (FRNC) ¹	20m	XLR-4pin male Binder connector	402.1020
XLR 4pin cable on IP67 (FRNC) ¹	50m	XLR-4pin male Binder connector	402.1050
IP67 cable with red System connector	2m		408.0014

1) Further cable lengths on request

Accessories for Intelligence M60



	Item number
Edge card connector 20pin M-Dot 1	704.0077
Female ribbon cable connector 20pin for pin header (female) 2	704.0021
Male ribbon cable connector 20pin (male) 3	704.0020
Ribbon cable 20x AWG 26 (0,13mm ²), black (packaging unit spool 100m)	401.6011
Ribbon cable 20x AWG 28 (0,08mm ²), black (packaging unit spool 30.5m)	401.6010
Crimping tool for male ribbon cable card connector 4	704.0019

**1****2****3****4**



SCHNACK
SYSTEMS

Start @ 4,00 Height 0,10
Start @ 2,00 Width 0,10
Patch Test View
2,40 | 2,60 | 2,80 | 3,00 | 3,20 | 3,40 | 3,60 | 3,80 | 4,00 | 4,20 | 4,40 | 4,60 | 4,80 | 5,00 | 5,20 | 5,40 | 5,60 | 5,80 | 6,00 | 6,20

Background Image Properties
 Visible
Image File - none -
Browse ...
Dimension
Scale 10,00 [mm/pt]
Width 0,00 [m]
Height 0,00 [m]
Offset
X 0,00 [m] Y 0,00 [m]
0,00 [pt] 0,00 [pt]

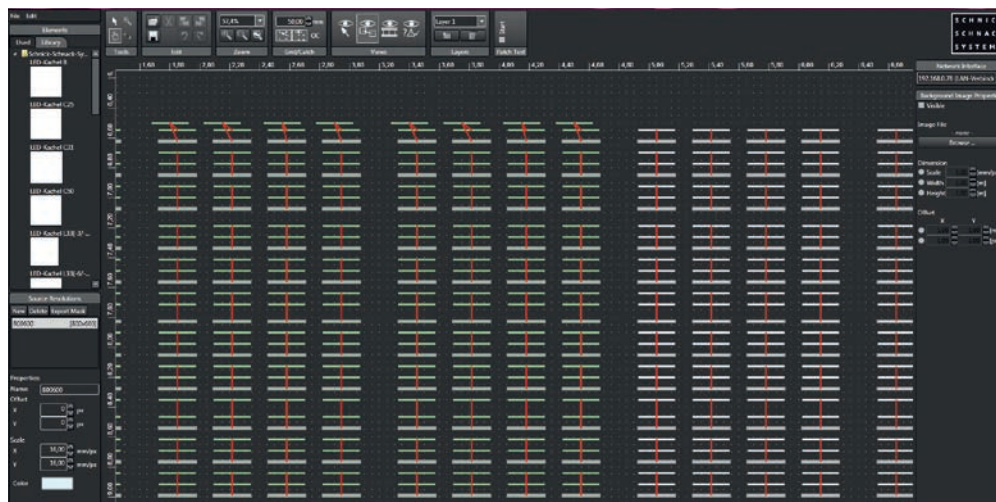
Software

PixelPatch

Patching LED systems is a breeze with our free-of-charge software PixelPatch. The tool offers a wide range of quick and efficient possibilities to prepare LED installations for displaying content.

Download your free PixelPatch now and get started!

<http://schnickschnacksystems.com/en/products/software/pixelpatch>



- PixelPatch Data (*.s3p-files) can be used in the Pixel-Gate to control LEDs with video sources in real-time
- Easy assignment of video pixels to LEDs
- Quick and uncomplicated system test
- Conversion of video files to DMX streaming files (*.s3s)
- Live View Mode allows a preview of the video implementation for the LED installation
- "Easy Feedback" function clearly displays system feedback data



If you would like to know more about the Software PixelPatch:



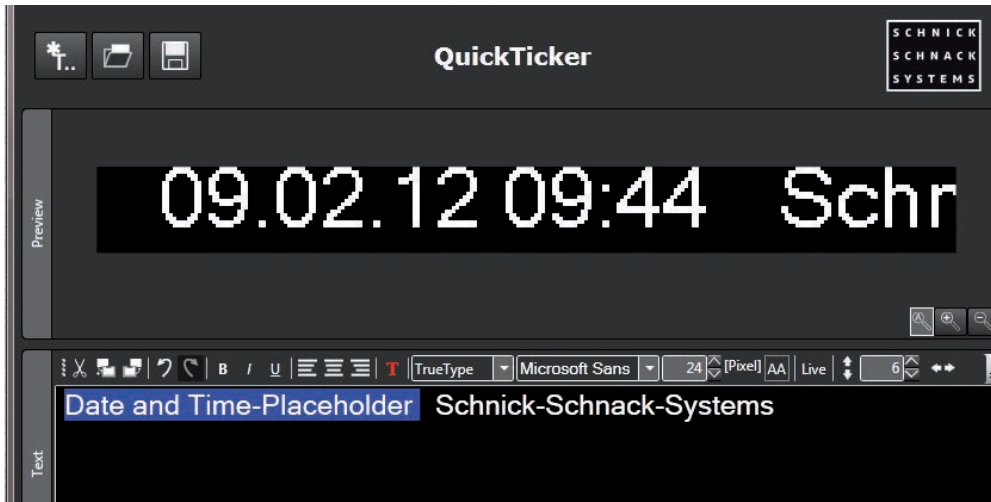
User guide, tutorials, the software for download and additional information can be found here.

QuickTicker

The PC software QuickTicker enables the creation of perfect scrolling script – even without prior knowledge.

The software is free for customers and is ready to download:

<http://schnickschnacksystems.com/en/products/software/quickticker/>



- Produces scrolling text quickly and easily
- Integration of live texts from RSS feeds or websites¹
- Background animation from imported video data
- Freely adjustable speed
- Storage format: Schnick-Schnack-Systems streamfile (*.s3s)

1) Playback requires a PC with NetworkPlayer software

If you would like to know more about the Software QuickTicker:



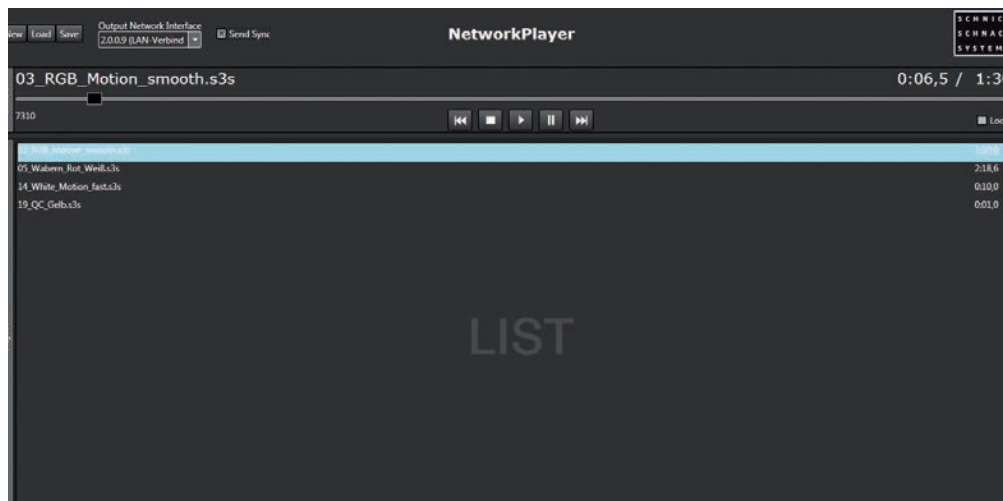
User guide, tutorials, the software for download and additional information can be found here.

NetworkPlayer

The NetworkPlayer software transforms the conventional PC into a high performance playback device for LED-Systems. The user-friendly software manages and plays Schnick-Schnack-Systems stream files (*.s3s).

The software is free for customers and is ready to download:

<http://schnickschnacksystems.com/en/products/software/networkplayer/>



- Stand-alone player software
- For every PC with network interface card
- For playback of Schnick-Schnack-Systems stream files created with QuickColour or QuickTicker from converted video data or recorded from a lighting console
- Up to 255 universes (depending on PC hardware)

If you would like to know more about the Software NetworkPlayer:



User guide, tutorials, the software for download and additional information can be found here.



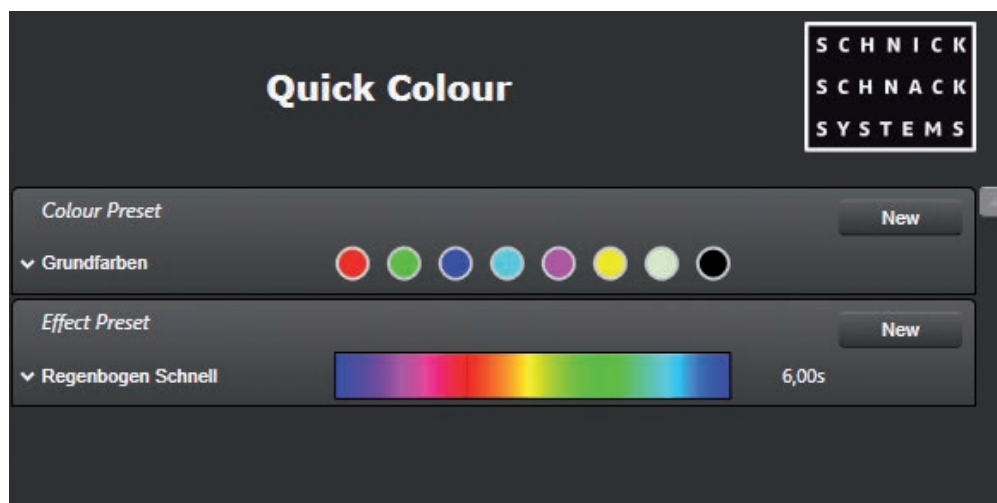
Light column "Impuls", Bergkamen

QuickColour

The QuickColour PC software makes it possible for anyone to create attractive colour changes from their own colour range. A lighting console is not necessary.

The software is free for customers and is ready to download:

<http://schnickschnacksystems.com/en/products/software/quickcolour/>



- User-friendly and clearly arranged interface for quick and intuitive creation of colour gradients
- Entry-level software
- Storage format: Schnick-Schnack-Systems streamfile (*.s3s)

If you would like to know more about the Software QuickColour:



User guide, tutorials, the software for download and additional information can be found here.

Why Schnick-Schnack-Systems?

- More than 14 years of experience in LED technology
- A proven and technically mature system
- State-of-the-art technology due to ongoing development
- Industrial electronic components ensure trouble-free plug and play
- Short and reliable delivery times due to extensive warehousing
- High-tech automatic pick-and-place machines with 3D inline inspection technology
- High vertical range of manufacturing
- Professional technical support
- Motivated and highly trained employees

We live "Made in Germany" and provide our customers with fast, punctual, durable and trouble-free installations.

© 2018 Schnick-Schnack-Systems GmbH

Version December 2018: All technical data and the weight and dimension information were carefully created – errors reserved. Any colour deviations are printing-related.

We reserve the right to make changes that serve further improvement.

Schnick-Schnack-Systems GmbH

Mathias-Brüggen-Straße 79
50829 Cologne (Germany)

Phone +49 (0) 221/99 2019-0
Fax +49 (0) 221/16 85 09-73

info@schnick.schnack.systems
schnick.schnack.systems